

Initial F™ MTP: Single use sterile kits for 1st metatarso-phalangeal (MTP) arthrodesis

Initial F™ MTP - Kits content

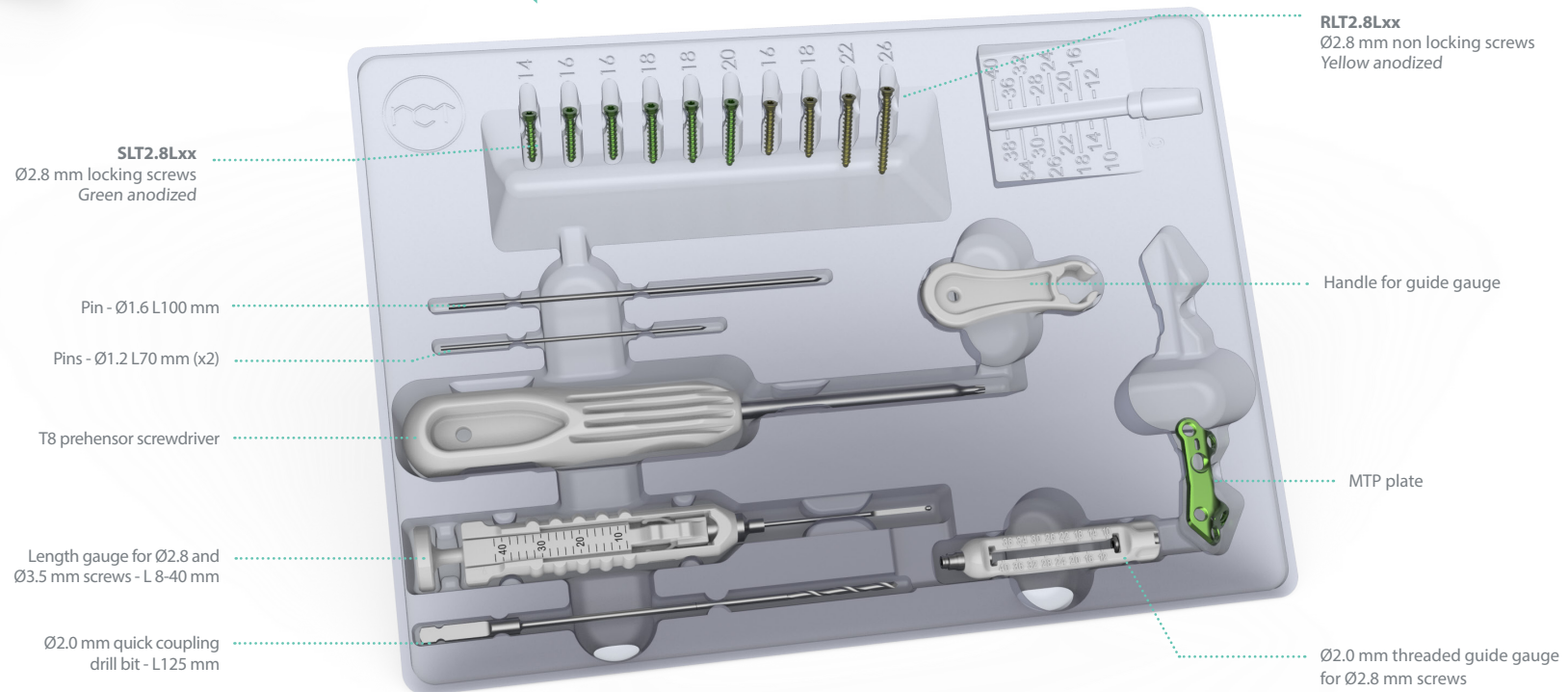


> Intended purpose

The implants of the Initial F™ range are intended for arthrodeses, fractures and osteotomies fixation and revision surgeries of the foot in adults.

> Contraindications

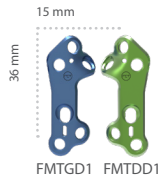
- Pregnancy
- Acute or chronic, local or systemic infections.
- Allergy to one of the materials used or sensitivity to foreign bodies.



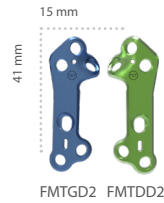
NEWCLIP
TECHNICS

F
INITIAL MTP

Initial F™ MTP - Kit references



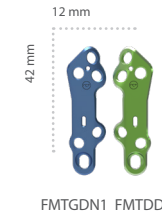
1st MTP arthrodesis plate
Size 1



1st MTP arthrodesis plate
Size 2



1st MTP arthrodesis plate
Size 3



1st MTP arthrodesis plate
Narrow - Size 1

KIT-MD1G or KIT-MD1D* Foot kit - 1st MTP Arthrodesis - Standard - Size 1 - Left or Right		
Ref.	Description	Qty
FMTxD1	1st MTP arthrodesis plate - Standard - Size 1 - Left or Right	1
RLT2.8L16	Ø2.8 mm non-locking screw - L16 mm	1
RLT2.8L18	Ø2.8 mm non-locking screw - L18 mm	1
RLT2.8L22	Ø2.8 mm non-locking screw - L22 mm	1
RLT2.8L26	Ø2.8 mm non-locking screw - L26 mm	1
SLT2.8L14	Ø2.8 mm locking screw - L14 mm	1
SLT2.8L16	Ø2.8 mm locking screw - L16 mm	2
SLT2.8L18	Ø2.8 mm locking screw - L18 mm	2
SLT2.8L20	Ø2.8 mm locking screw - L20 mm	1

KIT-MD2G or KIT-MD2D* Foot kit - 1st MTP Arthrodesis - Standard - Size 2 - Left or Right		
Ref.	Description	Qty
FMTxD2	1st MTP arthrodesis plate - Standard - Size 2 - Left or Right	1
RLT2.8L16	Ø2.8 mm non-locking screw - L16 mm	1
RLT2.8L18	Ø2.8 mm non-locking screw - L18 mm	1
RLT2.8L22	Ø2.8 mm non-locking screw - L22 mm	1
RLT2.8L26	Ø2.8 mm non-locking screw - L26 mm	1
SLT2.8L14	Ø2.8 mm locking screw - L14 mm	1
SLT2.8L16	Ø2.8 mm locking screw - L16 mm	2
SLT2.8L18	Ø2.8 mm locking screw - L18 mm	2
SLT2.8L20	Ø2.8 mm locking screw - L20 mm	1

KIT-MD3G or KIT-MD3D* Foot kit - 1st MTP Arthrodesis - Standard - Size 3 - Left or Right		
Ref.	Description	Qty
FMTxD3	1st MTP arthrodesis plate - Standard - Size 3 - Left or Right	1
RLT2.8L16	Ø2.8 mm non-locking screw - L16 mm	1
RLT2.8L18	Ø2.8 mm non-locking screw - L18 mm	1
RLT2.8L22	Ø2.8 mm non-locking screw - L22 mm	1
RLT2.8L26	Ø2.8 mm non-locking screw - L26 mm	1
SLT2.8L14	Ø2.8 mm locking screw - L14 mm	1
SLT2.8L16	Ø2.8 mm locking screw - L16 mm	2
SLT2.8L18	Ø2.8 mm locking screw - L18 mm	2
SLT2.8L20	Ø2.8 mm locking screw - L20 mm	1


KIT-MDN1G or KIT-MDN1D* Foot kit - 1st MTP Arthrodesis - Narrow - Size 1 - Left or Right		
Ref.	Description	Qty
FMTxDN1	1st MTP arthrodesis plate - Narrow - Size 1 - Left or Right	1
RLT2.8L14	Ø2.8 mm non-locking screw - L14 mm	1
RLT2.8L16	Ø2.8 mm non-locking screw - L16 mm	1
SLT2.8L12	Ø2.8 mm locking screw - L12 mm	1
SLT2.8L14	Ø2.8 mm locking screw - L14 mm	2
SLT2.8L16	Ø2.8 mm locking screw - L16 mm	2
SLT2.8L18	Ø2.8 mm locking screw - L18 mm	1

* Each kit includes one plate (left or right)
NB : Additional sterile screws can be ordered separately (S-Box)

> Additional instrumentation kits

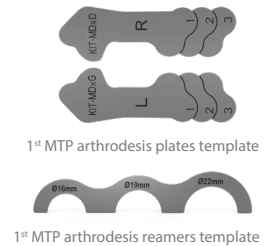
SINGLE USE CONVEX AND CONCAVE REAMERS - STERILE PACKAGING

Ref.	Description	Content
KIT-MI16	Foot kit - 1st MTP Arthrodesis - Ø16 mm reamers	- Ø16 mm convex reamer - Ø16 mm concave reamer - Pin Ø1.6 L100 mm (x2)
KIT-MI19	Foot kit - 1st MTP Arthrodesis - Ø19 mm reamers	- Ø19 mm convex reamer - Ø19 mm concave reamer - Pin Ø1.6 L100 mm (x2)
KIT-MI22	Foot kit - 1st MTP Arthrodesis - Ø22 mm reamers	- Ø22 mm convex reamer - Ø22 mm concave reamer - Pin Ø1.6 L100 mm (x2)
KIT-RESCUE-4	Rescue kit for Initial F MTP	- 1x Ø2.0 mm threaded guide gauge for Ø2.8 mm screws - 1x Ø2.0 mm quick coupling drill bit - L125 mm - 1 x length gauge for Ø2.8 and Ø3.5 mm screws - L8-40 mm - 1 x handle for guide gauge - 2 x pin Ø1.2 L70 mm - 1 x pin Ø1.6 L100 mm
KIT-REMOVE-2	Removal kit for T8 hexalobe	- 1 x T8 Prehensor Screwdriver



INITIAL F™ - MTP TEMPLATES

Ref.	Description
ANC808	Template for foot kit - 1st MTP Arthrodesis - Standard - Sizes 1-2-3 - Left & Right (KIT-MDxx)
ANC846	Template for foot kit - 1st MTP Arthrodesis - Ø16 / Ø19 / Ø22 mm reamers (KIT-Mlxx)



This information is intended to demonstrate the Newclip Technics portfolio of medical devices. Always refer to the package insert, product label and/or user instructions before using any Newclip Technics product. These products must be handled and/or implanted by trained and qualified staff who have read the instructions before use. A surgeon must always rely on her or his own professional clinical judgement when deciding whether to use a particular product when treating a particular patient. Product availability is subject to the regulatory or medical practices that govern individual markets. Please contact your Newclip Technics representative if you have questions about the availability of Newclip Technics products in your area.



NEWCLIP TECHNICS
PA de la Lande Saint Martin, 45 rue des Garotières
44115 Haute Goulaine, France
+33 (0)2 28 21 23 25
orders@newcliptechnics.com
www.newcliptechnics.com

NEWCLIP USA
642 Larkfield Center
Santa Rosa CA 95403, USA
+1 707 230 5078
customerservice@newclipusa.com
www.newclipusa.com

NEWCLIP GmbH
Pröllstraße 11
D-86157 Augsburg, Deutschland
+49 (0)821 650 749 40
info@newclipgmbh.com
www.newclipgmbh.com

NEWCLIP Australia
3B/11 Donkin Street
West End 4101, Australia
+61 (0)2 81 886 110
sales@newclipaustralia.com
www.newcliptechnics.com

NEWCLIP TECHNICS Japan K.K.
KKK Bldg 502, 3-18-1 Asakusabashi
Taito-Ku, Tokyo, 111-0053, Japan
+81 (0)3 58 25 49 81
Fax: +81 (0)3 58 25 49 86
www.newcliptechnics.com

NEWCLIP TECHNICS IBERIA
Calle Frederic Mompou, 4b
Sant Just Desvern, 08960 Barcelona, España
+34 938 299 526
contact@newclipiberia.com
www.newcliptechnics.com